

Forthcoming: James Heckman & Carmen Pages eds. “Law and Employment: Lessons from Latin America and the Caribbean,” U. Chicago Press and NBER

## **Measuring the Impact of Minimum Wages: Evidence from Latin America\***

**William F. Maloney**  
*The World Bank*

**Jairo Nuñez Mendez**  
*Universidad de los Andes*  
*Bogota, Colombia*

*The World Bank*

**Abstract:** This paper first provides an overview of the levels of minimum wages in Latin America and their true impact on the distribution of wages using both numerical measures and kernel density plots. It identifies “numeraire” effects higher in the wage distribution and “lighthouse” or reference effects in the unregulated or “informal” sector. The final section then employs panel employment data from Colombia, a country where minimum wages seem high and very binding, to quantify the effects of an increase on wages and employment. The evidence suggests that in the Latin American context, the minimum wage has impacts beyond those usually contemplated in the advanced country literature.

**JEL:** J31, J38, 054

---

\* Individual country kernel density analysis was done by Wendy Cunningham (Argentina, Mexico), Norbert Fiess (Brazil), Claudio Montenegro and Claudia Sepulveda (Chile), Edmundo Murrugarra (Uruguay), Mauricio Santamaria (Colombia) and Corinne Siaens (Bolivia, Honduras) and we are exceptionally grateful for their efforts. Our thanks for helpful comments to James Heckman, Carmen Pages and Guillermo Perry. This work was partially financed by the Regional Studies Program of the Office of the Chief Economist, Latin America and Caribbean Region, the World Bank.

Minimum wages have again surfaced as a central issue in labor market policy in the region. In countries such as Mexico and Brazil, the real level of the minimum wage became so eroded over the 1980s that there is pressure to provide a “living” income for those at the lower tail of the distribution. On the other hand, high rates of unemployment in some countries and the premium that more open trade postures put on labor market flexibility has made policy makers wary of introducing new rigidities.

This paper first provides an overview of the levels of minimum wages in Latin America and their true impact on the distribution of wages using both numerical measures and kernel density plots for eight countries (Argentina, Bolivia, Brazil, Chile, Colombia, Honduras, Mexico, and Uruguay). In particular, it attempts to identify effects higher in the wage distribution and for effects in the unregulated or “informal” sector. The central message is that the minimum wage has impacts on wage setting far beyond those usually contemplated and likely beyond those found in the industrialized countries. The final section then employs panel employment data from Colombia, a country where minimum wages seem high and very binding, to quantify these effects and their impact on employment.

## **I. The Importance of the Minimum Wage.**

The redistributive effects of the minimum wage may have the potential to reduce poverty, and even foster growth (see Freeman-Castillo and Freeman, 1992 for a summary of the US debate), but the larger concern in the literature is that the secondary effects through the creation of new rigidities in the labor market and the potential decrease in employment opportunities may offset these gains. The simplest textbook

models suggest that putting a wage floor above the equilibrium level will lead to a fall in employment. These effects have traditionally appeared to be weak in the US, perhaps with the exception of young workers (see, for example, Brown, Gilroy and Kohen 1982, Card, Katz and Krueger 1992). Dickens, Machin and Manning (1999) argue that their finding from the UK of important impacts on wages, but none on employment is consistent with the fact that employers generally have some monopsony power in contrast to the usual textbook competitive model.

However, other work does find important adverse effects on employment. Currie and Fallick (1996), Abowd, Kramarz and Margolis (1999), and Neumark, Schweitzer and Wascher (2000), Neumark and Wascher (1992) report sharp disemployment effects for those constrained by the minimum with employment elasticities of between .4 to 1.6 (in absolute value).<sup>1</sup> Comparing the US to France, Abowd, Kramarz and Margolis (1999, 1999) find strong negative impacts on employment in the latter on those workers around the minimum wage. Using a pooled cross-section-time series panel from the OECD, Neumark and Wascher (1999) find evidence of employment losses for youth although the magnitude of the impact diminishes where subminimum wages exist for youth and where employers have some discretion in adjusting non-pecuniary characteristics of jobs.

The evidence from Latin America overall suggests large effects. Freeman and Castillo-Freeman's (1991) analysis of the imposition of US minimum wage norms on Puerto Rico in 1977 leads them to argue that the weak US evidence results primarily from the fact that the minimum wage is so low as to "nibble" rather than "bite" at the

---

<sup>1</sup> They argue that the Card Katz and Krueger findings of no impact results from misspecification both in the omission of a school enrollment effect and lagged dependent variable and incorrect estimation approach that when corrected, removes the inconsistency in their findings. Card, Katz and Krueger (1993) take

wage distribution. When the minimum in Puerto Rico was raised to 63% of the average manufacturing wage, the elasticity of employment to the minimum wage became .91 and raising the wage led to massive job loss on the island. Card and Krueger (1995), however, argue that these results are not robust and, in fact, once they correct for the over weighting of very small firms they find that employment *increased*.<sup>2</sup> Nonetheless, the presence of adverse employment effects appears to be supported by Bell (1997) in her study using manufacturing panel data from Mexico and Colombia. She finds no impact of the minimum wage in Mexico where it was not binding. However, in Colombia, she finds an employment elasticity of unskilled workers on the order of .15-.33 and for skilled workers .03-.24 with the effect on workers paid near the minimum wage between .55 to 1.22. She concludes that, across the period 1981-1987, the 10% rise in the minimum wage from 1981-1987 reduced low-skilled, low wage Colombian employment in the range of 2%-12%.

The potentially very high elasticities of those earning near the minimum wage makes the overall impact on poverty potentially ambiguous: an elasticity over 1 implies that total income transfers to the target group *fall* with a rise in the wage. In the US, the evidence is ambiguous. As examples, Card and Krueger find weakly significant improvements in poverty, while Neumark, Schweitzer and Wascher (2000) find that earned incomes of low-wage workers decline in response to minimum wage increases and poverty actually increases.<sup>3</sup> The debate arguably becomes more relevant in LDCs where enforcement of labor norms is thought not to extend to the “informal” sector. This

---

issue with the latter set of findings on several counts although in addressing these issues Neumark and Wascher (1993) find their original conclusions strengthened.

<sup>2</sup> Card and Krueger (1995) p 272

group of workers is generally found in the unregulated micro firm sector, usually under five employees, where neither employers or employees are registered with social protection institutions or authorities more generally. Standard dualistic models ranging from the earliest (Harris and Todaro 1970) to some of the most recent (Agenor and Aizenman 1999) see these unprotected workers as the disadvantaged sector of a labor market segmented by nominal wage rigidities such as the minimum wage. Here, the worker who loses his job has no access to unemployment insurance and instead takes refuge in the informal sector whose wage adjusts to accommodate supply. In this case, a rise in the minimum wage forces some workers into jobs earning below what they did before. The available empirical evidence for Latin America is ambiguous. Morely (1992) and de Janvry and Sadoulet (1996) find that poverty falls with a rise in the minimum wage, but only for periods of recovery in the former study and only in periods of recession in the latter. Using world wide LDC data, McLeod and Lustig (1996) confirm a negative effect on employment and poverty.

The minimum wage also enters strongly into debates about the impacts of mandated non-wage benefit payments and other regulations have on labor demand. If, for instance, the worker fully values the health insurance provided by the employer, then in a market with no rigidities his or her wage will fall by an equivalent amount. However, in the presence of a wage floor, the mandated benefit raises total costs to the worker and hence reduces total demand. In reality, most regulation can, be imagined as a tax on firms whose incidence depends partly on how much workers value it and partly on rigidities in the nominal wage. As an example, restrictions on firing implicitly deprive

---

<sup>3</sup> Their evidence suggests that the pressure for implementing minimum wages comes from unions seeking to reduce wage competition.

the firm of an “option” to divest itself of an asset (the worker) and therefore a tax equal to the option value. This, could be passed down to the worker as the cost of job security if the worker is risk averse, but not if the minimum wage is binding. The adverse employment effects of poorly designed labor market policies thus can become more extreme in the presence of minimum wages.

A final consideration is how minimum wages may affect how economies adjust to shocks, whether through employment or wages. In the 1994-95 Tequila crisis, Mexico allowed real wages to be eroded over 25% and saw only moderate increases in unemployment. The Colombian Constitution, on the contrary, insists on a “salario minimo movil” which has been interpreted dictating indexation to past inflation and this has arguably contributed to the high rates of unemployment experienced in response to the financial crisis of 1998.

## **II. Numerical Measures of the Incidence of Minimum Wages**

Raw comparisons of the real minimum wage across countries are of limited use. From both the perspective of improving equity and minimizing labor market distortions, what is of interest is the level of the minimum wage relative to the distribution of remuneration in the individual country. To argue that the minimum is “too low” in Brazil because it is a fraction of that in Argentina is irrelevant if overall labor productivity differs by similar magnitudes.

As a first cut at international comparison, Figure 1 ranks various Latin American and OECD countries by the minimum wage standardized by the mean wage (SMW).<sup>4</sup> Latin America spans the range with Uruguay, Bolivia, Brazil, Argentina, Chile and Mexico with the lowest values and Venezuela, El Salvador, Paraguay and Honduras with among the highest.<sup>5</sup>

While informative, standardizing by the first moment is not sufficient to tell us whether the minimum wage is binding for two reasons. First the number of workers affected will depend on the higher moments of the distribution as well: more dispersed endowments of human capital (variance) or a particularly large fraction of poorly endowed workers (skewness) would lead to more workers being affected by a given SMW. Second, if the minimum wage is not enforced, very high SMWs are irrelevant.

As a second cut, Table 1 offers several additional measures that attempt to provide a more rounded view. The first column presents the SMW and the second standardizes by the wage at the 50<sup>th</sup> quantile (median). The median is a better measure of the central tendency since it is less sensitive to extreme values in the upper tail and to compression of the lower tail by the minimum wage. Using it to standardize reverses the SMW rankings of Argentina and Brazil. This effect is even more dramatic if we standardize by the wage at the 10<sup>th</sup> quantile of the distribution, arguably the range that is of more concern than the center.<sup>6</sup> Brazil suddenly appears among the countries with the

---

<sup>4</sup> Source: For countries discussed in detail here, IBRD staff estimates for most recent years available. All others IDB (1999) for the early 1990s.

<sup>5</sup> The analysis uses the Permanent Household Survey (EPH) from Argentina, the Continuous Household Survey (ECH) from Bolivia, the National Survey from the Sample of Households (PNAD) from Brazil, the (CASEN) from Chile, the Multi-purpose Permanent Survey (EPHM) for Honduras, the National Urban Employment Survey (ENEU) from Mexico. We restrict the sample to those 16-65, working between 30-50 hours a week for informal salaried workers (those working for firms of five employees or below) and formal salaried workers (six workers and above).

<sup>6</sup> 10% of the sample earns below this wage and 90% above.

most potentially binding minimum (excluding Honduras), and far above Argentina and Uruguay. This makes sense when it is noted that Brazil shows the highest wage variance among countries overall, and among countries for whom the sample is purely urban.

### III. Graphical Analysis-Kernel Density Plots

However revealing theoretically, the 10<sup>th</sup> quantile, variance and skewness measures are problematic since they describe the distribution *after* the imposition of the minimum wage. A graphic approach, however can reliably reveal how the distribution is distorted. The first panels of Figure 2 are kernel estimates of the density function with a vertical line to mark the location of the minimum wage.<sup>7</sup> Kernel Density estimators approximate the density  $f(x)$  from observations on  $x$ . The estimator calculates the density at the center of the weighted  $x$ 's found within a rolling interval or "window". They differ from histogram both in allowing the windows to overlap and by the possibility of different weighting schemes on the  $x$ 's

$$\hat{f}_k = \frac{1}{nh} \sum_{i=1}^n K \left[ \frac{x - X_i}{h} \right] \quad (1)$$

The function  $K$ , that determines the weights is termed the "kernel". This has the advantage of giving a clearer idea of the shape of the distribution, but it is sensitive to the bandwidth chosen to smooth. This is particularly important for detecting the impact of minimum wages since an excessively large bandwidth will smooth exactly the "cliff" where the minimum wage is binding. Some adjustments away from the default were necessary to present the most revealing plot.



The second panels are the cumulative distributions of wages. These require no judgements about bandwidths and the vertical “cliffs” indicate where the minimum wage, or multiples, may be influencing. Both the informal and formal wage distributions are plotted in light and dark lines respectively.<sup>8</sup> In each graph, a “piling up” of the probability mass around the minimum wage, represented in all figures by a vertical line suggests that the policy has, in effect, forced a change in the distribution.

### *Interpretation*

What is immediately clear is that minimum wages do have the capacity to strongly alter the distribution of wages. Colombia provides an extreme example: the dramatic cliffs in the plots occurring around the minimum wage line, the low standard deviation, and high skewness (Table 1) likely reflect the impact of the minimum wage rather than the underlying distribution of human capital confirming the more detailed findings of Santamaria (1998). Somewhat in contrast to common wisdom, of the Mercosur countries, Brazil and Chile appear to have more binding minimum wages in the formal sector than either the allegedly very rigid Argentina, or Uruguay.

More generally, enforcement varies widely across the region and SMWs appear to be somewhat deceptive measures of the efficacy of the minimum wage to affect distribution or a measures of labor market distortion. Chile and Colombia have SMW far below that of Honduras, yet the distortion of the wage distributions in the first two seems dramatic in comparison. This suggests that a country’s location in the range of SMWs

---

<sup>7</sup> See DiNardo, Fortin and Lemieux (1996) for a thorough treatment of kernel density estimation and Velez and Santamaria (1999) for an application of the CDF to Colombia.

<sup>8</sup> Informal sector is defined in each country either by whether a salaried worker is un-affiliated with social security systems, or works in very small firms ( around 6 or less). The Colombian survey, in particular, has only limited data and therefore shows little difference in means between the two.

(Figure 1) is insufficient to indicate the impact of a rise in minimum wage and that empirical work with only the statutory measures may give a misleading picture of what's going on.

*The impact on the informal sector.*

In virtually all countries, there is evidence of what has been termed in Brazil the “Efeito Farol” or lighthouse effect on the informal distribution.<sup>9</sup> That is, the formal sector minimum wage serves as a reference throughout the economy, including sectors not legally bound by it. In fact, *the influence seems far stronger on the informal sector than the formal* in Brazil, Mexico, Argentina and Uruguay, countries where the wage appears largely irrelevant to the formal distribution. In each of these cases, the lighter shaded informal wage distribution to the left of the formal sector distribution shows greater distortions around the minimum than is the case in the formal sector. It may be argued that the minimum wage is simply a signal of the wage level in high inflation countries, but the evidence is not supportive: Brazil, Colombia and Mexico have very moderate rates of inflation in the sample period. Though probably not enforced by law, the minimum wage appears to be an important benchmark for “fair” remuneration.

This would seem to turn conventional conceptions of the relationship between the informal and formal sectors on their heads-- the binding wage floor is now in the informal sector-- and raises new questions about the *razon de ser* of the informal sector. If it is an inferior unprotected sector, why do workers receive some benefits and not

---

<sup>9</sup> The original reference of the “Teoria do Farol” is found with reference to Brazil in Souza and Baltar, 1979. For more recent references see Neri, Gonzaga and Camargo (2000) as well as Amadeo, Gill, and Neri (2000). For recent work on minimum wages in Brazil see Lemos (2003) and Neumark, Cunningham and Siga (2003).

others? Why does some concept of fairness dictate that informal workers should get the minimum, but not benefits? One possibility is that forwarded by Maloney (1999) that the sector is as much a way of avoiding the inefficiencies of labor market regulation as the regulations themselves. As discussed earlier, where there is no wage floor in the formal sector, the costs of benefits to employers may be largely passed down to workers in the form of lower wages. If this implicit tax is higher than the perceived benefits, then there is an incentive to evade and seek informal employment. Given that informal workers are, on average, substantially younger than formal workers, it may be that many are still covered by their fathers' health insurance or are recurring to less formal forms of social protection and hence, would resist paying the implicit tax again. Further, the often gross inefficiencies in benefits provision drive another wedge between benefits and implicit taxes.

This finding also suggests that the standard dualistic model that sees the flexible informal sector wage as permitting the absorption of workers rationed out from the rigid formal sector is seriously incomplete. It is not clear why we shouldn't also expect a downward sloping demand curve in the informal sector, and hence that the binding minimum wage leads to job loss there and reduced capacity to absorb the unemployed. Again, the present Colombian situation comes to mind.<sup>10</sup> The historically unprecedented unemployment rates may partially arise from the shock to formal production due to the

---

<sup>10</sup> Fiess, Fugazza and Maloney (1999) for example find that the Mexican and to a lesser degree, the informal and formal sectors behave across the business cycle as if they were integrated sectors-earnings relative to the formal sector rise with share of the workforce in informality. Colombia, on the other hand, the traditional dualistic view seems more supported with informal self employment serving as a last resort and unemployment dramatically rising. See also Maloney (2002,2003) and Cunningham and Maloney (2001) for further discussions of the desirability of the informal sector.

collapse of the financial sector, but also the jobs lost in the informal sector with the sharp rise in the minimum wage over the last several years.

*The minimum wage as a reference for other formal wages.*

Throughout the region it is common to use the minimum wage as a more general unit of account or “numeraire,” for instance in quoting wages or monetary contracts in general. In Brazil, for example, Neri, Gonzaga and Camargo (2000) find strong evidence of this effect throughout the wage distribution finding that 9% of formal sector workers received exactly one minimum wage, but another 6% received exactly a multiple. Argentina, Brazil, Mexico, and Uruguay appear to show regular “cliffs” across the distribution that are synchronized between both the formal and informal sectors. The next section will test more explicitly for these effects.

#### **IV. Econometric Evidence on the Impact of the Minimum Wage from Colombia**

In this section, we follow Neumark, Schweitzer and Wascher (2000) in employing rotating panel data from Colombia to test the impact of a rise in the minimum wage on wages and the probability of becoming unemployed, and for numeraire effects in both. The existence of the panel, as well as the impression from the previous section that the minimum wage is high and binding made Colombia an obvious case study.

Since 1997, the National Statistical Agency (DANE) has created a rotating panel by re-interviewing 25% of households interviewed in the previous round of the Encuesta Nacional de Hogares (ENH-National Household Survey) yielding a set of two consecutive quarterly observations on the same households. Individuals were identified

by household and then on the basis of gender, age, marital status, relation with the head of household, schooling level and years of education, variables which do not change between quarters. The Euclidian distance from each individual with respect to the rest of the inhabitants of a house, is calculated and the match accepted if the distance is below a predetermined threshold. Roughly 15% of the individuals in a survey can be linked to the past one in 11 rotating surveys. As table 2 shows, when we restrict to that used in the kernel density plots- men working 30-50 hours per week, we have a total of 10,633 observations who are employed in the first period. Slightly over 19% of these will become unemployed in the second period. Of these, 66% report being salaried workers and 34% report being self-employed. Although the year chosen to estimate the kernel density plots permitted separating “formal” from “informal” wage earners in every period, this is not the case in other years and we combine the two in the “salaried” sector. Roughly 25% earn below the minimum wage. However, the vast majority of these, as suggested in the kernel density plots, are informal.

We examine the self-employed as a control that can help separate general price indexing effects from “true” minimum wage effects. If the minimum is simply an economy wide mechanism for coordinating prices, we might see the self-employed using it to fix their product prices. If this were not the case, we would expect that their incomes would be determined by the profitability of their enterprise and they would not raise their implicit “wage” at the risk of becoming uncompetitive.

The panel nature of the data permits identifying the impact of the two annual changes in the minimum wage that occurred between 1997 and the end of the of the

available sample in 1999.<sup>11</sup> We estimate the determinants of the percentage change in the real hourly wage worker  $i$  receives, ( $dw$ ) or the probability of becoming unemployed ( $\text{prob } z=1$ ) across two quarters as

$$dw_i, \text{prob}(z = 1) = \sum_j \beta_j R(w_{i1}, mw_1)_j \left[ \frac{mw_2 - mw_1}{mw_1} \right] + \sum_j \gamma_j R(w_{i1}, mw_1)_j + \sum_j \phi_j R(w_{i1}, mw_1)_j \left[ \frac{w_{i1}}{mw_1} \right] + \delta X_{i1} + \lambda T_i + \pi A_i + \varepsilon_i \quad (2)$$

where  $mw$  is the real minimum wage respectively in the two periods.<sup>12</sup>

Though it is common to examine the impact of the minimum wage on wages and employment at the minimum wage, the kernel density plots suggest that there are numeraire effects throughout the distribution. If we are interested on the total effect of the MW on distribution and employment, we need to look for these effects as well. Further, there may be general equilibrium effects at higher wage levels through changes in relative demand. For these reasons, we create a vector of  $j$  dummy variables,  $R$ , that locate individual  $i$ 's wage in the real hourly wage distribution in year 1 at fractions and multiples of the minimum wage (Table 2). This allows us to see the impact of a change of minimum wage, not only on those earning 1 minimum wage, but also those earning, for example, 2 or 3 times the minimum wage.

The first term on the right-hand-side of the equation captures this effects of a change in the minimum wage on different regions of the wage distribution. The second permits the level of wage growth, independent of minimum wage effects, to change by

---

<sup>11</sup> This period corresponds to what is widely acknowledged as the country's worst employment crisis in the post war period.

each cohort in the wage distribution. The third induces more flexibility in the function, allowing the estimation of the implicit spline specification without constraining the lines to join at the knot points.

Finally,  $X$  is a vector with the individual characteristics such as gender, age, education, etc.,  $T$  and  $A$  are a set of quarterly and regional dummy variables which capture the dependence of observations of the same period (including seasonal effects) and region, respectively.

Previous papers find that low income families receive a short run benefit when the minimum wage increases but are negatively affected over the longer term (Neumark and Wascher, 1997; Neumark, Schweitzer and Wascher 2000). This is because short run adjustments are made via prices and long run adjustments via quantities: firms must follow the law at first but then, if required, they fire workers. For this reason, the lagged minimum wage  $(SM_1 - SM_0)/SM_0$  is introduced. From the point of view of measuring these longer run impacts, it would be preferable to have, as Neumark, Schweitzer and Wascher (2000) did, a full year span rather than the two quarter panels the ENH offers. This limitation may not be as serious as appears at first for measuring the impact on wages since higher inflation rates erode more quickly any mandated increase in the MW than in the US. It has also been argued Brown, Gilroy, and Kohen (1982) that the high turnover in low skilled workers may imply that employment adjustment in the most critical ranges around the minimum wage may be relatively rapid. Further, Maloney (2001) shows that average manufacturing tenure in Latin America is roughly 70% of the OECD so the quantity adjustment might occur more rapidly. Nonetheless, we put less

---

<sup>12</sup> The deflator used was the consumer price index for each city.

weight in our analysis on the lags and do not follow Neumark, Schweitzer and Wascher (2000) in generating “representative” worker responses to lagged minimum wages.<sup>13</sup>

### *Effects on wages*

Table 3a reports the effects on real wages of a change in the real minimum wage. on salaried workers. The results are broadly consistent with Neumark, Schweitzer and Wascher (2000). Around the minimum wage, those earning .7-.9 minimum wages, the effect is high for salaried workers, .87 of the rise in minimum wages is communicated to wages. Moving up the income scale, the effect remains significant up to 4 minimum wages, although with decreasing coefficients and falling to only .16 for those earning more than 4 minimum wages. What is remarkable is that the effect dies off much more slowly than in the US. Between 2-3 minimum wages, Neumark, Schweitzer and Wascher found an impact of only .06 % whereas in Colombia at 4 minimum wages the impact is .38. This suggests a far greater numeraire effect and hence substantially greater impact of the minimum wage on the overall distribution. As Neumark, Schweitzer and Wascher (2000) found, very large effects are found below the minimum wage and we also do not have an obvious explanation for this. The self-employed show a significant effect below the minimum wage, but overall, there appears to be little impact on the distribution above. This suggests that the impact is not through the minum wage acting as a general signal of price rises throughout the economy.

---

<sup>13</sup> Neumark argues that generally speaking, the lag has the usual interpretation as long as long as the individual history is not relevant, that is, that the contemporary effect of a change in the MW does not depend on past wages. The problem that he highlights is that a rise in the minimum wage in the previous period may have “swept up” a worker into a different category. Therefore, the correct total effects (contemporaneous plus lagged) needs somehow to compensate for individuals changing classification that involves generating a set of representative workers in each cell.



The effect of a one quarter lag suggests two interesting effects. First, that across the wage distribution there is a significant, and broadly uniform (~17%) erosion of the first period effect, perhaps due to inflation. This suggests that we cannot take the impact effect as the wage rise that firms will use in making employment decisions. Second, again the impact on the self employed is virtually never significant and the magnitudes are roughly a third of those for salaried workers. This suggests that not only do the self employed not respond strongly to lighthouse effects, but that they may update their “wages” frequently to avoid inflation erosion. This, in fact, may be one of the advantages of being self-employed vs. salaried in high inflation environments.

### *Effects on Employment*

Table 3b shows the consequent effects on employment. Equation (2) is run again, but this time as a logit where if the individual is assigned a value of 1 if he retains his job and a 0 if he is without a job in the second quarter.

The results are consistent with the wage regressions. A rise in the minimum wage has a statistically very significant impact on the probability of becoming unemployed that again decreases with a rising position in the wage distribution. The lags echo this pattern and suggest that, as might be expected, the adjustment does not take place instantaneously. On average, the contemporaneous effect is roughly twice that found by Neumark for the US and, again, extends far higher in the distribution. Corresponding to the apparent impact on the wages of the very lowest ranges of the self-employed distribution, there are negative impacts on employment as well as some impacts higher

---

in the distribution. Figure 3 graphs both the impact on wages and unemployment probability by position in the distribution.

The regressions, therefore, suggest statistically very significant effects on employment and magnitudes of effect far larger than those seen in the US. However, since they measure the impact on the flow out of employment, they cannot answer the question of what happens to the total stock of jobs. As a very rough first approximation, we run equation 2 again, but eliminating the R dummies (leaving only the constant) so as to get the “average” effect of the minimum wage rise, effectively integrating under the wage distribution in table 3a. The average contemporaneous impact is .64 and lagged is -.17 leaving a total effect of .47 % rise in wages. We then multiply this by Fajnzylber and Maloney (2000) estimate of the LR own wage elasticity of blue collar manufacturing employment of .32. If there is no further inflationary erosion, this would imply an elasticity of employment with respect to minimum wage of .15. This is quite consistent with Bell’s estimates and suggests that the 9% rise in minimum wage in 1999 would have had the effect of reducing employment by 1.4%.

## **V. Conclusion**

The Colombian case confirms the evidence offered by the kernel density estimates. First, the minimum wage can have an important impact on the wage distribution in the neighborhood of the minimum wage. Second, the effects echo up the wage distribution in a way that suggests important “numeraire” effects. That this effect is far stronger than found by Neumark, Schweitzer and Wascher (2000) in the US suggests that the minimum wage induces farther-reaching rigidities in the labor market

and that the trade off between any possible effect on poverty and reduced flexibility is likely to be more severe in Latin America. The employment effects are shown to be large as a result. The data did not allow testing of the impacts on informal salaried sector wages, but the kernel density plots speak convincingly about the light-house effect and the potentially greater impact on the informal sector. In sum, the minimum wage has impacts both in the higher reaches of the formal distribution and in the informal labor markets that magnify its distortionary effects beyond that previously thought.

## References

Abowd, John, Francis Kramarz and David Margoliz (1999) "High Wage Workers and High Wage Firms" : *Econometrica* 67: 251-333

Agenor, Pierre-Richard and Jashua Aizenman (1999), Macroeconomic Adjustment with Segmented Labor Markets, *Journal of Development Economics* 58:277-296.

Amadeo, Edward J., Indermit Gill, and Marcelo C. Neri (2000) "Do Labor Laws Matter? The 'Pressure Points' in Brazil's Labor Legislation" in Indermit S. Gill and Claudio E. Montenegro "Readdressing Latin America's 'Forgotten Reform', Quantifying Labor Policy Challenges in Argentina, Brazil and Chile," Manuscript, IBRD.

Bell, Linda A.(1997), "The Impact of Minimum Wages in Mexico and Colombia", *Journal of Labour Economics* 15, No. 3: 103-135

Brown, Charles, Gilroy, Curtis, Kohen, Andrew.(1982) "The effect of the Minimum Wage on Employment and Unemployment," *Journal of Economic Literature* 20:. 487-528.

Brown, Charles (1996), "The Old Minimum-Wage Literature and Its Lessons for the New", in: Marvin Kosters (editor), *The Effects of the Minimum Wage on Employment*, pp. 87-98.

Card and Krueger (1995), *Myth and Measurement: The Economics of the Minimum Wage*, Princeton University Press.

Card, David, Lawrence F. Katz and Alan B. Krueger (1993) "An Evaluation of Recent Evidence of the Federal Minimum Wage." *Industrial and Labor Relations Review* 46:1:38-54

Card, David and Alan Krueger. "Minimum Wages and Employment: A Case Study of the Fast-food Industry in New Jersey and Pennsylvania," *American Economic Review*. September 1994, vol. 84, pp. 772-93.

Carrasquilla, Alberto. "Reforma Laboral en Colombia: ¿cuáles son los temas?", *Economía colombiana y Coyuntura Política*. Noviembre de 1999, edición 276. pp, 5-12. Contraloría General de la República. *Contribución a la Discusión sobre el Salario Mínimo y su Impacto en el Empleo y la Productividad*. Bogotá, Diciembre de 1993.

Cunningham, Wendy and William F. Maloney "Heterogeneity among Mexico's Microenterprises: An Application of Factor and Cluster Analysis, *Economic Development and Cultural Change* 50:131-156.

Currie, Janet and Bruce C. Fallick (1996). "The Minimum Wage and the Employment of Youth Evidence from the NLSY." *Journal of Human Resources*, 31:404-28.

Dickens, Richard; Machin, Stephen; Manning, Alan (1999). "The Effects of Minimum Wages on Employment: Theory and Evidence from Britain". *Journal of Labor Economics* 17(1): 1-22

DiNardo, John; Fortin, Nicole M.; Lemieux, Thomas, (1996). "Labor Market Institutions and the Distribution of Wages, 1973-1992: A Semi-Parametric Approach." *Econometrica*, 62: 1001-44.

Fajnzylber, P, and W.F. Maloney (2001), "How Comparable are Labor Demand Elasticities across Countries" IBRD Working paper 2658

Fiess, Norbert, Marco Fugaza and William F. Maloney "Exchange Rate Appreciations, Labor Market Rigidities and Informality," World Bank Policy Working Paper 2771.

Freeman, Alida Castillo and Richard B. Freeman (1991) "Minimum Wages in Puerto Rico: Textbook Case of a Wage Floor?" NBER working paper 3759.

Freeman, Alida Castillo and Richard B. Freeman (1992) "When the Minimum Wage Really Bites: The Effect of the U.S.-Level Minimum on Puerto Rico : Immigration and the work force: Economic consequences for the United States and source area, National Bureau of Economic Research:177-211

Gramlich, Edward. "Impact of Minimum Wages on other Wages, Employment and Family Incomes," *Brookings papers on Economic Activity*, 1976, No.2, pp. 409-51.

Grossman, Jean Baldwin. "The Impact of the Minimum Wage on Other Wages," *Journal of Human Resources*, 1983, Vol. 18, No. 3, pp. 359-78.

Harris and Todaro (1970) , "Migration, Unemployment, and Development: A Two Sector Analysis," *American Economic Review*, 60:1, 126-142.

Inter-American Development Bank (1999), *Facing Up to Inequality in Latin America* Johns Hopkins Press for IADB.

de Janvry, Alain; Sadoulet, Elisabeth (1996) "Household Modeling for the Design of Poverty Alleviation Strategies"8 University of California, Berkeley, Department of Agricultural and Resource Economics (CUDARE), Working Paper: 787 June 1996

Lora, Eduardo "Macroeconomía del Salario Mínimo" *Debates de Coyuntura Económica* , diciembre de 1993, No. 30, pp. 21-35.

Lemos, Sara (2003) "A Menu of Minimum Wage Variables for Evaluating Wages and Employment Effects: Evidence from Brazil," processed, University College London.

Maloney, William F. (1998) "Does Informality Imply Segmentation in urban Labor Markets? Evidence from Sectoral Transitions in Mexico," *World Bank Economic Review*, 13:275-302.

Maloney, William F. (2001) "Self-Employment and Labor Turnover in Developing countries: Cross-Country Evidence" in Shanta Devarajan, F. Halsey Rogers, and Lyn Squire eds. *World Bank Economists' Forum*, World Bank.

Maloney, William F. (2002) "Informality Revisited" World Bank Policy Research Working Paper.

Maloney, William F. (2003) "Informal Self-Employment: Poverty Trap or Decent Alternative?" In Guy Pfefferman ed. *Pathways from Poverty*, Kluwer Press, forthcoming

Morely, Samuel (1995), "Structural Adjustment and the Determinants of Poverty in Latin America," in Lustig, Nora, *Coping with Austerity: Poverty and Inequality in Latin America*, Washington, DC: The Brookings Institution.

Neri, Marcelo, Gustavo Gonzaga, Jose Marcio Camargo (2000), "Efeitos informais do salário mínimo e pobreza," forthcoming, *Revista de Economia Política*.

Neumark, David, Wendy Cunningham and Lucas Siga (2003) "The Distributional Effects of Minimum Wages in Brazil, 1996-2001," processed, World Bank.

Neumark, David and William Wascher (1992) "Employment Effects of Minimum and Subminimum Wages" *Industrial and Labor Relations Review*, 46(1):55-80.

Neumark, David and William Wascher (1993) "Employment Effects of Minimum and Subminimum Wages: Reply to Card, Katz and Krueger" NBER Working paper No. 4570

Neumark, David and William Wascher (1999) "A Cross-National Analysis of the Effects of Minimum Wages on Youth Unemployment" NBER working paper 7299

Neumark, David, Mark Schweitzer and William Wascher (1998). "The Effects of Minimum Wages on the Distribution of Family Incomes: a Non-Parametric Analysis.", NBER Working Paper No. 6536

Neumark David, Mark Schweitzer and William Wascher (2000). "The Effects of Minimum Wages throughout the Wage Distribution." NBER Working Paper No. 7519

Neumark, David and William Wascher (2002), "Do Minimum Wages Fight Poverty?" *Economic Inquiry* 40(3):315-33

Nickell, Stephen, "Unemployment and Labor Market Rigidities: Europe versus North America," *Journal of Economic Perspectives*, 1997, volumen 11, numero 3, 55-74.

Rubio, Mauricio "Salario Mínimo, Criterios para su Fijación" Políticas de empleo y modernización económica , noviembre de 1991, No. 15

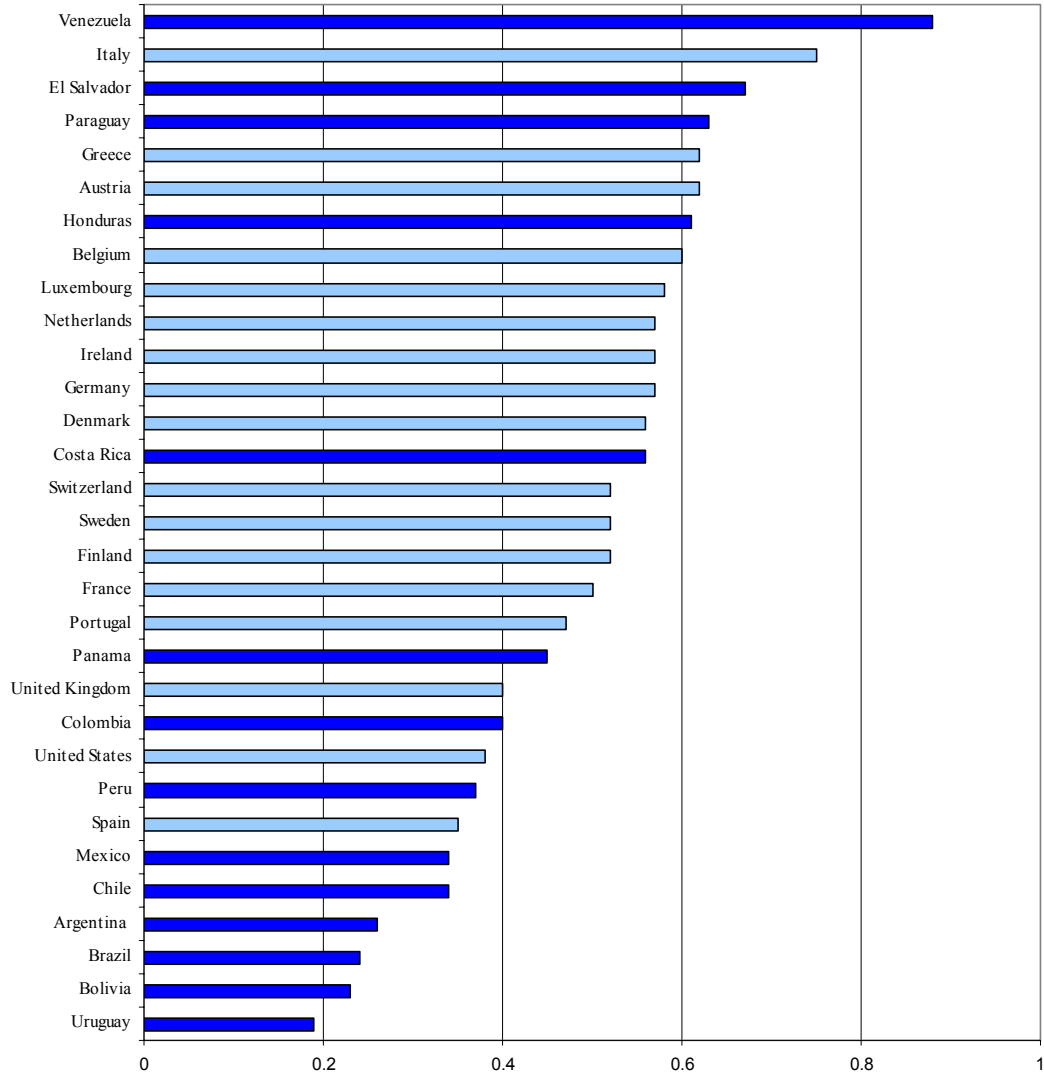
Santamaria, Mauricio (1998) "Nonparametric Density Estimation and Regression: An Application to the Study of Income Inequality and Poverty in Colombia." Doctoral Dissertation, Georgetown University.

Souza, P. and P. Baltar (1979) Salario Mínimo e Taxa de Salarios no Brasil, Pesquisa e Planejamento Economico 9, 629-660.

Siebert, Horst, "Labor Market Rigidities: At the Root of Unemployment in Europe," *Journal of Economic Perspectives*, 1997, volume 11, numero 3, 37-54.

Velez, Carlos Eduardo and Mauricio Santamaria (1999), "Is the Minimum Wage Binding in Colombia?: A Short Note on Empirical Evidence for 1998," Latin America and Caribbean Department, IBRD.

**Figure 1: Minimum Wage/Mean Wage in OECD Countries and in Latin America**





**Figure 2: Kernel Density Plots, Cumulative Distributions and Minimum Wage**

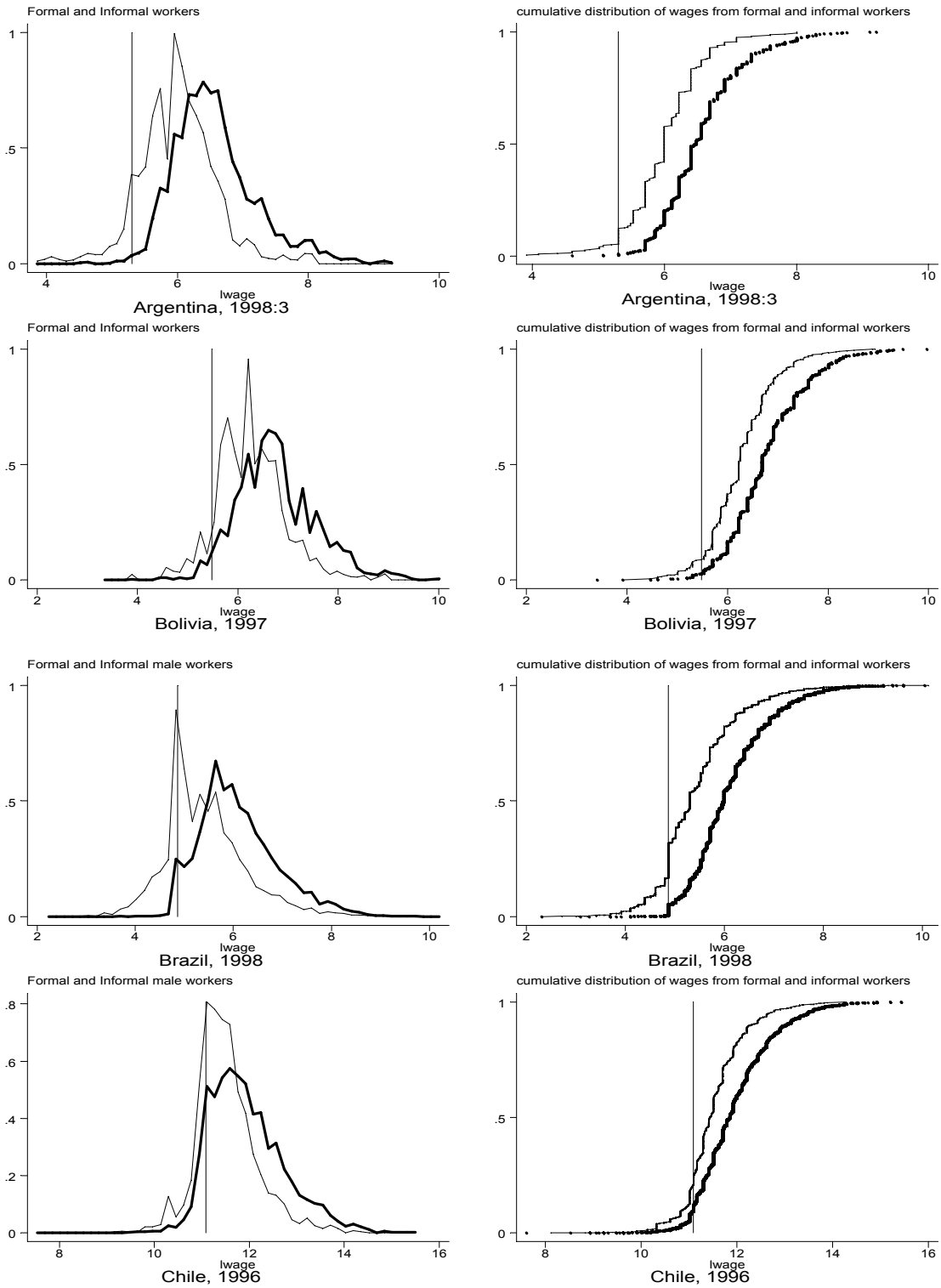
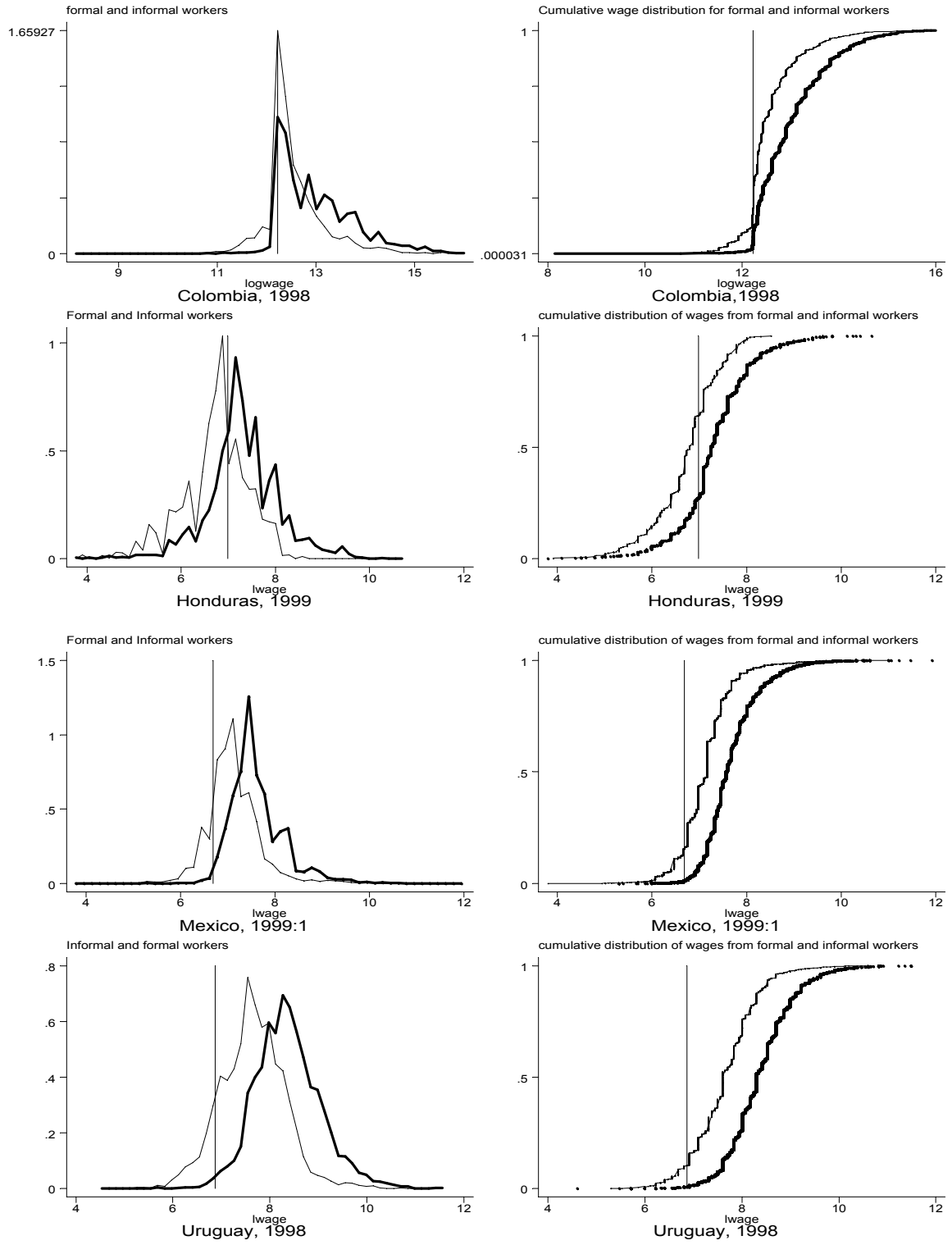
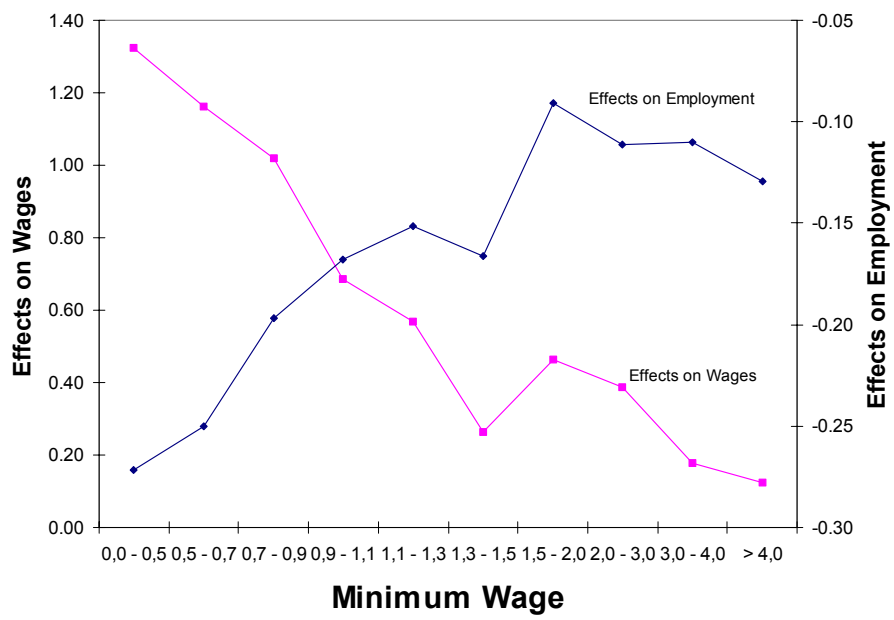


Figure 2, Cont.



**Figure 3: Colombia- Impact of Minimum Wage on Wages and Employment**



**Table 1: Summary Statistics on Minimum Wages and Wage Distributions**

	date	mw/mean	mw/50th	mw/10th	std. dev.	skewness
Argentina (U)	1998	0.26	0.33	0.67	0.67	0.53
Bolivia	1997	0.22	0.34	0.80	0.80	0.51
Brazil	1998	0.24	0.43	1.00	0.86	0.61
Brazil (U)	1998	0.22	0.37	1.00	0.71	0.60
Chile	1996	0.34	0.55	1.09	0.77	0.58
Colombia (U)	1998	0.40	0.68	1.00	0.51	1.16
Honduras	1999	0.62	0.90	2.26	0.80	-0.14
Mexico (U)	1999	0.34	0.48	0.87	0.64	0.83
Uruguay (U)	1998	0.19	0.27	0.64	0.72	0.06

Source: IBRD Staff Estimates, U=Urban areas only. Samples include workers between 16-65 years of age working 30-50 hours as salaried workers.

**Table 2: Colombia-Distribution of Sample by Salary Range**

Men who work 30-50 hours per week

Salary ito MW	Employed in t=1		Unemployed in t=2	
0.0 - 0.5	559	6.24%	267	15.99%
0.5 - 0.7	574	6.40%	229	13.71%
0.7 - 0.9	1112	12.41%	237	14.19%
0.9 - 1.1	1444	16.11%	235	14.07%
1.1 - 1.3	1095	12.22%	145	8.68%
1.3 - 1.5	536	5.98%	85	5.09%
1.5 - 2.0	965	10.77%	132	7.90%
2.0 - 3.0	1121	12.51%	155	9.28%
3.0 - 4.0	455	5.08%	49	2.93%
> 4.0	1102	12.29%	136	8.14%
<b>Total</b>	<b>8963</b>	<b>100%</b>	<b>1670</b>	<b>100%</b>

**Table 3a: Colombia- Effect of a 1% Rise in the Minimum Wage on Hourly Salaries**

Men who work 30-50 hours per week

Salary ito MW	Self-Employed	Lag	Salaried	Lag
0.0 - 0.5	0.9860 ***	-0.0653 ***	1.7411 ***	-0.1191
0.5 - 0.7	1.0695 **	0.0796	1.2325 ***	-0.1865 **
0.7 - 0.9	1.1598	0.0486	0.8723 ***	-0.1576 *
0.9 - 1.1	1.2723	0.0563	0.5971 ***	-0.1746 *
1.1 - 1.3	0.4563	0.0583	0.6607 ***	-0.1618 *
1.3 - 1.5	0.1591	0.0652	0.2861 **	-0.1806 *
1.5 - 2.0	0.7346	0.0597	0.3896 ***	-0.1794 *
2.0 - 3.0	0.4508	0.0626	0.3528 ***	-0.1816 *
3.0 - 4.0	0.1242	0.0680	0.3848 **	-0.1654 *
> 4.0	0.0843	0.0703	0.1611 ***	-0.1736 *
Average			0.6378 ***	-0.1696 ***
Nobs	2744		5267	

**Table 3b: Colombia- Effect of a 1% Rise in the Minimum Wage on the Probability of Becoming Unemployed**

Men who work 30-50 hours per week

Salary ito MW	Self-Employed	Lag	Salaried	Lag
0.0 - 0.5	-0.2259 ***	-0.2205 ***	-0.3566 ***	-0.3462 ***
0.5 - 0.7	-0.2207 ***	-0.2160 ***	-0.3151 ***	-0.3035 ***
0.7 - 0.9	-0.1611 **	-0.1541 **	-0.2715 ***	-0.2615 ***
0.9 - 1.1	-0.0921	-0.0847	-0.2765 ***	-0.2595 ***
1.1 - 1.3	-0.1182	-0.1206 *	-0.2298 ***	-0.2169 ***
1.3 - 1.5	-0.1378 *	-0.1327 **	-0.2933 ***	-0.2890 ***
1.5 - 2.0	-0.1044	-0.0988	-0.0967	-0.0623
2.0 - 3.0	-0.0620	-0.0505	-0.1962 **	-0.1675 **
3.0 - 4.0	-0.0408	-0.0343	-0.2530 ***	-0.2204 **
> 4.0	-0.0695	-0.0653	-0.1969 *	-0.1933 **
Nobs	3128		5835	

Note: \*\*\* significant at 1%, \*\* at 5%, \* at 10%.